

10 ESSENTIAL TIPS *for* ACADEMIC SUCCESS with **CSU IP**

www.calstate.edu/ip



The academic environment you will experience abroad on your program can be very different from what you are familiar with at your CSU campus. The more you can anticipate challenges, the more successful your academic experience abroad will be. Below are 10 tips to help prepare you in achieving this success.

FIRST SEMESTER: DON'T OVERDO IT!

1 Take it easy your first semester and only enroll in the required 15 unit minimum.

.....
WHY?
..... While CSU International Programs (CSU IP) allows students to enroll up to 19 units, it is strongly suggested that you enroll in the required unit minimum for your first semester abroad. This will allow you to adjust to your new academic environment, culture and surroundings.

SECOND SEMESTER: SMOOTH SAILING

In the second semester students typically feel more acclimated to life abroad and are better equipped to handle an extra course beyond the required 15 units if so desired.

.....
NOTE:
..... If you wish to take more than 19 units in the second semester, you must have permission from CSU IP. For complete information, refer to the "Maximum Unit Load in One Semester" section in the "Academic Policies" publication. If you are studying in Chile, China, France, Germany, Ghana, Italy, Japan, Spain and Taiwan, contact your CSU IP representative at your study center. Other students must email IPacademics@calstate.edu to get approval.



2 STAY AHEAD OF DEADLINES

DEADLINES TO BE AWARE OF:

CREDIT/NO CREDIT REQUEST

- Read about the Credit/No Credit option in "Academic Policies" found in your "Academic Toolkit" in your CSU IP portal under "Learning Content."
- If you decide to use this option, then complete the form and follow instructions on how to submit it. Remember to scan and upload the form in your CSU IP portal.
- The form and deadline information can be found in your Academic Toolkit.




REGISTRATION

- Meet registration deadlines for each semester. Contact your CSU IP representative or the International Office at your study center for questions about your course schedule and add/drop deadlines. Note that the CSU IP policy states that you cannot add or drop course after the third week of instruction unless your study center imposes an earlier deadline date.




3

KNOW WHEN TO USE CREDIT/NO CREDIT

DO USE CREDIT/NO CREDIT

-  When you're feeling overwhelmed by the courses you are taking.
-  When you aren't using the course towards degree requirements.
-  When you are concerned that your grade may negatively affect your GPA.

DON'T USE CREDIT/NO CREDIT

-  More than once a semester.
-  For language courses which are local or native to your country of study.
-  If you are unsure about receiving credit and may change your mind.

BE AWARE: Approved request are final!

NOTE: It is your responsibility to check your home CSU campus policies and CSU IP Academic Policies for details.

Students who select CR/NC grading should be informed that CR grades may be interpreted as a C and NC

4

KEEP ACADEMIC-RELATED DOCUMENTS DON'T PACK IT, UPLOAD IT!

Upload your academic related documents to your CSU IP portal (course descriptions/syllabi, term papers, reading lists, examinations, and any other pertinent mate-



DON'T FORGET TO...

Complete your IP Registration and Course Description forms before your program ends.



Forms with instructions can be found in your "Academic Toolkit" in your CSU IP portal under "Learning Content"



Upload forms to your CSU IP portal before your year abroad ends to prevent delays in the academic reporting process.

[CLICK HERE FOR UPLOAD INSTRUCTIONS](#)

5

BE AN INDEPENDENT LEARNER



In some countries, assignments, quizzes and exams are not given throughout the term; rather, a final exam is given at the end of the term.

Remember: It is your responsibility to stay on track by taking the initiative with your studies and independently performing extra research if you are unfamiliar with a term or concept.

BALANCE STUDY & PLAY

6

Studying abroad is one of the best ways to experience new cultures, see the world and broaden your perspectives, but as a student, your studies come first. See our tips below on how to successfully balance your courses while still making time for play:

- Travel with intention; use your surroundings as your classroom.
- Allocate your time efficiently by completing assignments prior to weekend trips.
- Take your studies to a café and familiarize yourself with your new community.
- Find a study (and travel) buddy!
- Take advantage of all that your study center has to offer!
- Fully integrate yourself in the culture by joining campus organizations, sports teams, or be a volunteer.
- Join conversation groups to help you learn the language and meet locals!



7

AVOID GETTING A WU!

WHAT IS A WU?

A WU is equivalent to an "F."

HOW DO YOU GET A WU?

- By dropping a class without CSU IP permission.
- By not attending class or taking the final exam.
- By not completing class assignments.

8

ORGANIZATION IS KEY

Stay ahead of deadlines by creating reminder notifications for yourself. Here are some suggestions for keeping yourself organized:

- Use the [Google Calendar](#) feature to email your- self upcoming deadlines.
- Check out other (free!) reminder Apps [here](#).
- Set a daily schedule for yourself to manage your workload.
- Use a day planner.
- Keep academic related documents for your records.
- Upload pertinent academic documents to your CSU IP portal and keep a copy on a flash drive.



9

CHOOSE COURSES WISELY

If you have elective courses to take abroad, then:

- Take courses that will benefit your skill set.
- Add another component to your resume that will help you in the job market and....

STAND OUT FROM THE CROWD

- Take courses in foreign language, writing, communication, public speaking or research related courses.
- Take courses that relate specifically to the country or region where you are studying and gain a greater appreciation of your host country's education system, its traditions, the people, its history and culture.
- Take courses that assist you with applying for graduate school and make you a more competitive graduate school candidate.



10

EMPOWER YOURSELF!

You now have the essential tips for **academic success** with CSU IP. Remember to refer to your "Academic Toolkit" and other documents in your CSU IP portal while you are abroad.